

Flexible Planning Options

MAIN-TOOL Schedule Board

The MAIN-TOOL Schedule Board interface is displayed on a large screen. The top bar shows the title 'MAIN-TOOL' and a user profile icon. The main area is divided into three sections:

- Map (Left):** A Bing map showing a rural area with roads and landmarks. A red dot indicates a location near 'Hohenfelde'.
- Timeline (Center):** A Gantt-style chart showing tasks for various personnel over time. The date is 'Thursday, 25 January 2018'. The timeline view is selected, with options for 'Timeline', 'Workweek', 'Week', 'Month', and 'Agenda'.
- Work Order List (Bottom):** A table listing work orders with their descriptions.

Timeline Data:

Personnel	Task ID	Task Description	Start Time	End Time
Schnitz, Dieter	AA-00047	Pump stopped	09:00	10:00
Schnitz, Dieter	AA-00044	Stock Control	10:00	11:00
Zeitler, Josef	AA-00039	Pump stopped	09:00	11:00
Meinert, Karl	AA-00053	Pump stopped	09:00	11:00
Meinert, Karl	AA-00068	Machine down	11:00	12:00

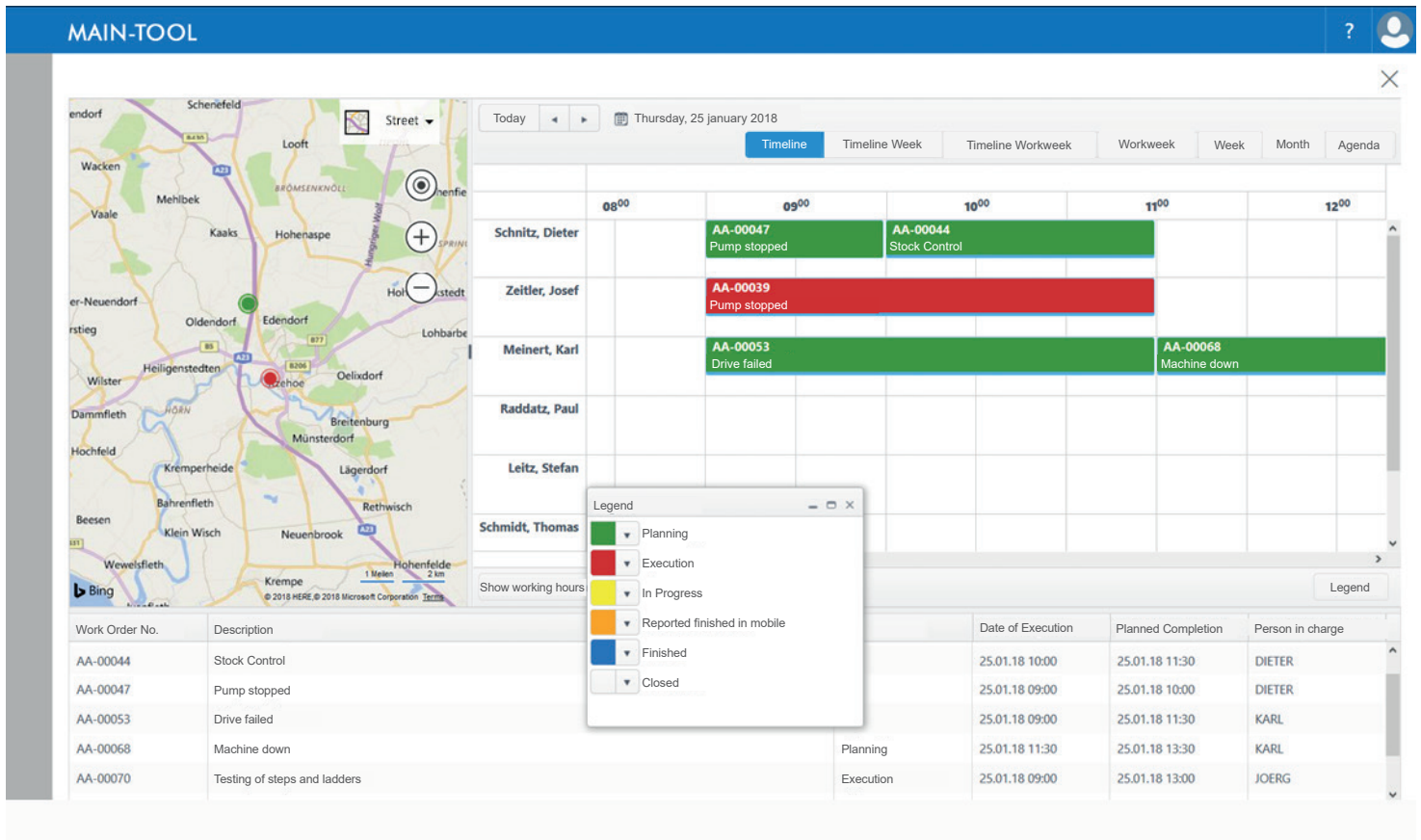
Work Order List:

Work Order No.	Description
AA-00044	Stock Control
AA-00047	Pump stopped
AA-00053	Drive failed
AA-00068	Machine down
AA-00070	Testing of steps and ladders







Task Execution Log:

Date of Execution	Planned Completion	Person in charge
25.01.18 10:00	25.01.18 11:30	DIETER
25.01.18 09:00	25.01.18 10:00	DIETER
25.01.18 09:00	25.01.18 11:30	KARL
25.01.18 11:30	25.01.18 13:30	KARL
25.01.18 09:00	25.01.18 13:00	JOERG

Stand 5.2022



MAIN-TOOL-SCHEDULE BOARD - FEATURES

-  Flexible Planning
-  Visualization of work orders on a map
-  Determination of the order duration
-  Order identification by colour deposit
-  Perfect overview of workdays/weeks/months
-  Assignment of orders with „drag & drop“